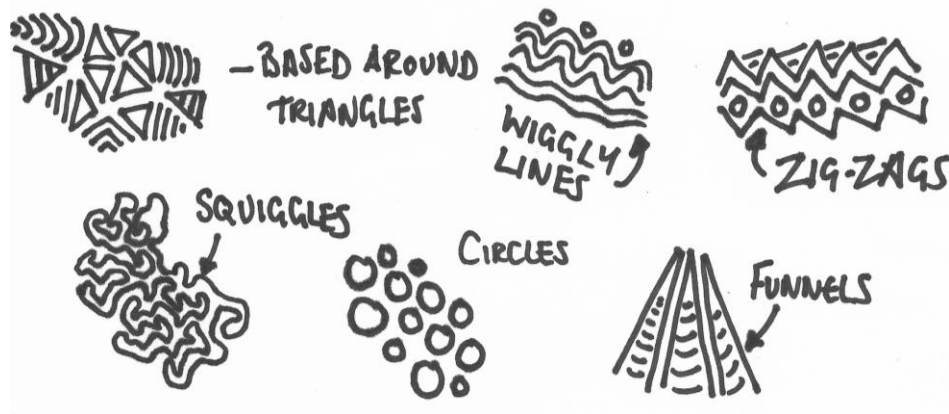


Hev's Home Art Hacks How To Doodle 101




- Any type of pen or pencil with do to doodle with.
- Any paper can be used- even the corner of a newspaper.
- Good for relaxing, for focussing your attention and looks good too.




Here are some shapes to start you off:

See how many different shapes you can come up with and how you can fit them together without them touching each other.



A thinner pen (like a biro) will mean you can draw your lines closer together, but you can also shade with a biro pen.



Use different colours to make different parts stand out, or colour in areas.

Draw areas with a pencil and fill them in with doodles. You could make a picture with the pencil and fill it with doodle shapes.