

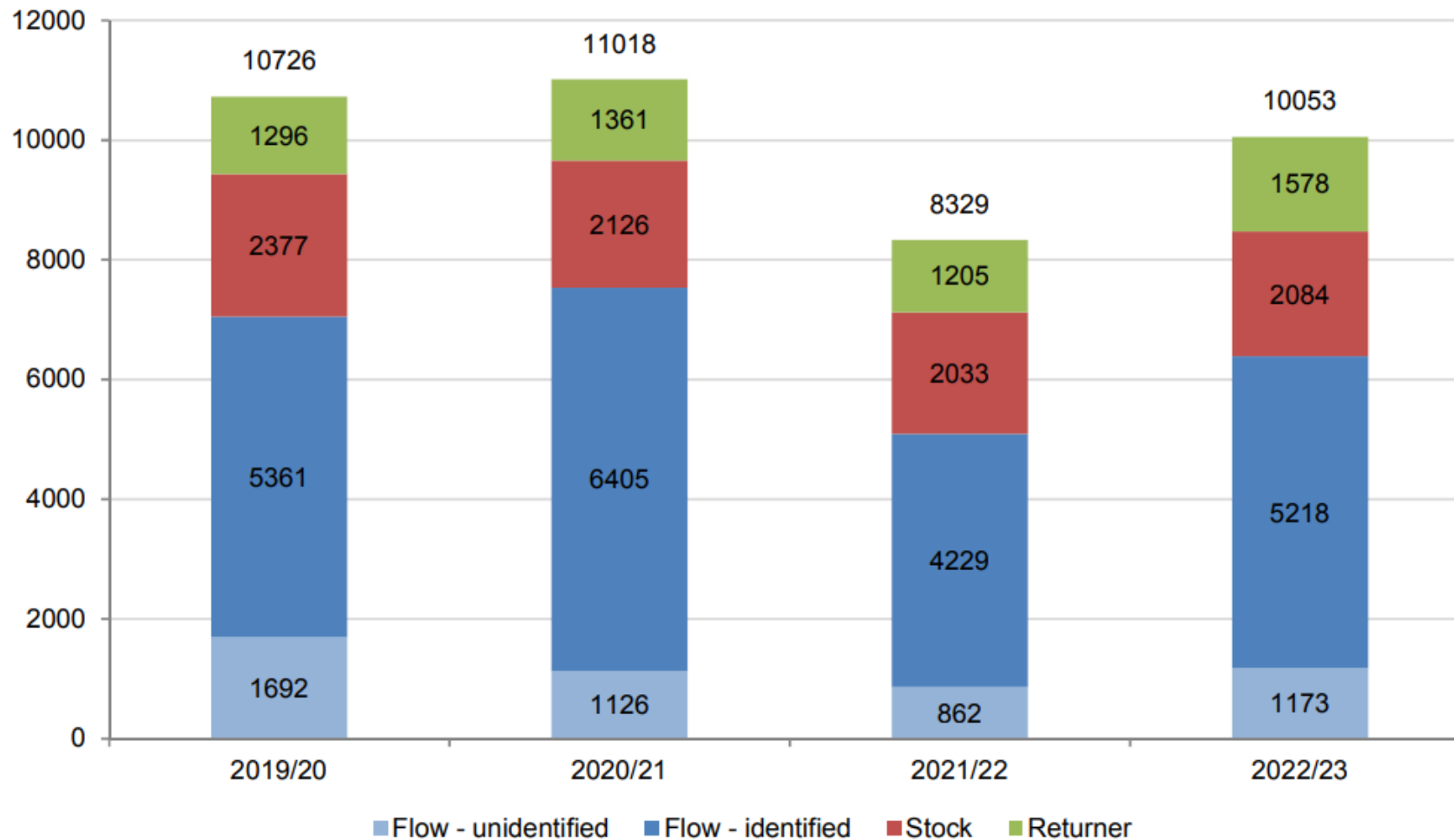
Brent Rough Sleeping Figures

Annual chain reports / Ryan Fuke /
21/07/2023



Greater London Annual Report

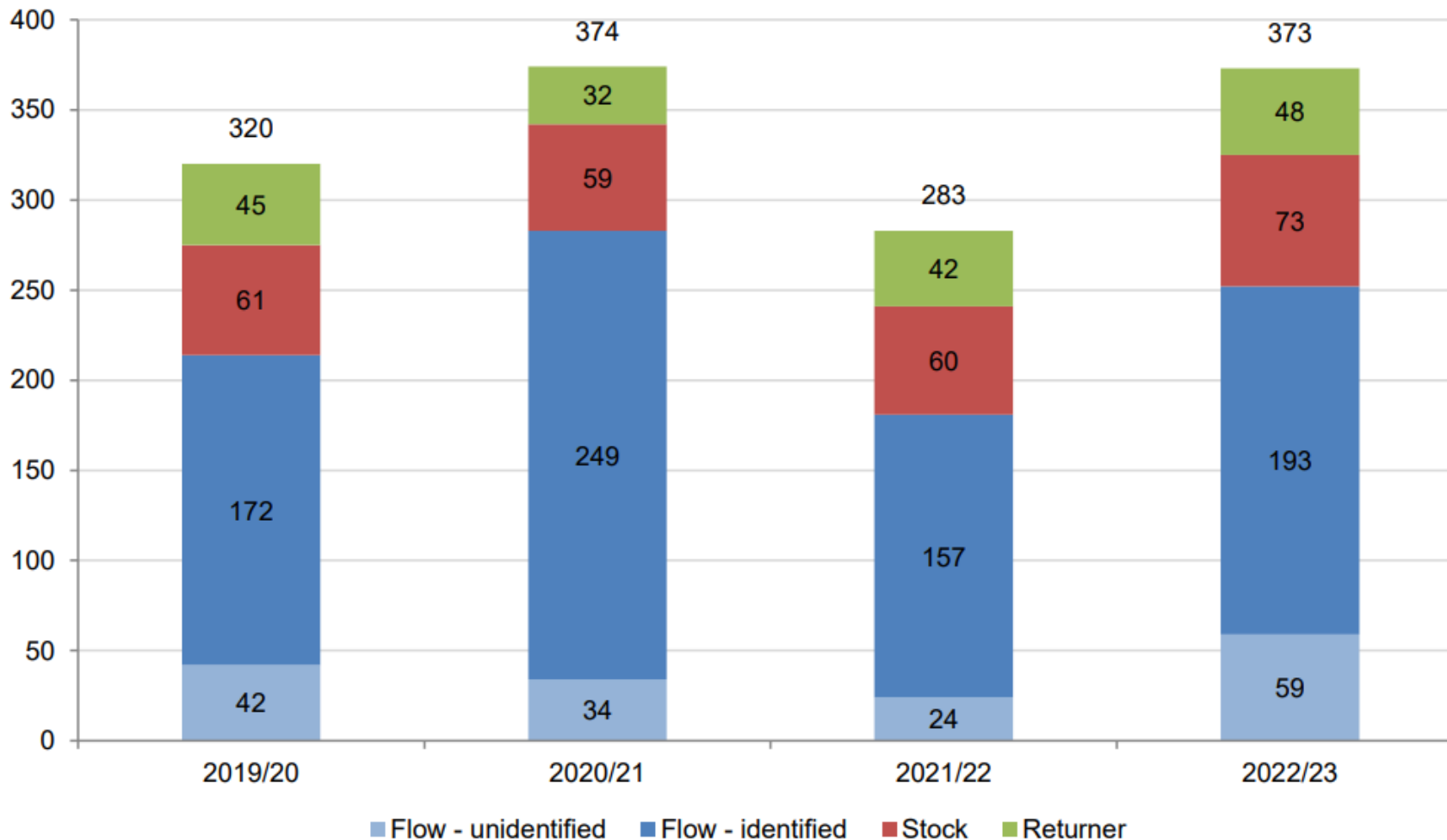
St Mungo's
Ending homelessness
Rebuilding lives



Flow, stock and returner

Category	Description
Flow	<p>People who had never been seen rough sleeping prior to 2022/23 (i.e. new rough sleepers). Those within this category are further subdivided as follows:</p> <p>Unidentified - those new rough sleepers recorded without a name, and with only one contact.</p> <p>Identified - those new rough sleepers recorded with a name, and/or with more than one contact.</p>
Stock	<p>People who were also seen rough sleeping in 2021/22 (i.e. those seen across a minimum of two consecutive years).</p>
Returner	<p>People who were first seen rough sleeping prior to 2021/22 , but were not seen during 2021/22 (i.e. those who have had a gap in their rough sleeping histories).</p>

Brent Annual Figures



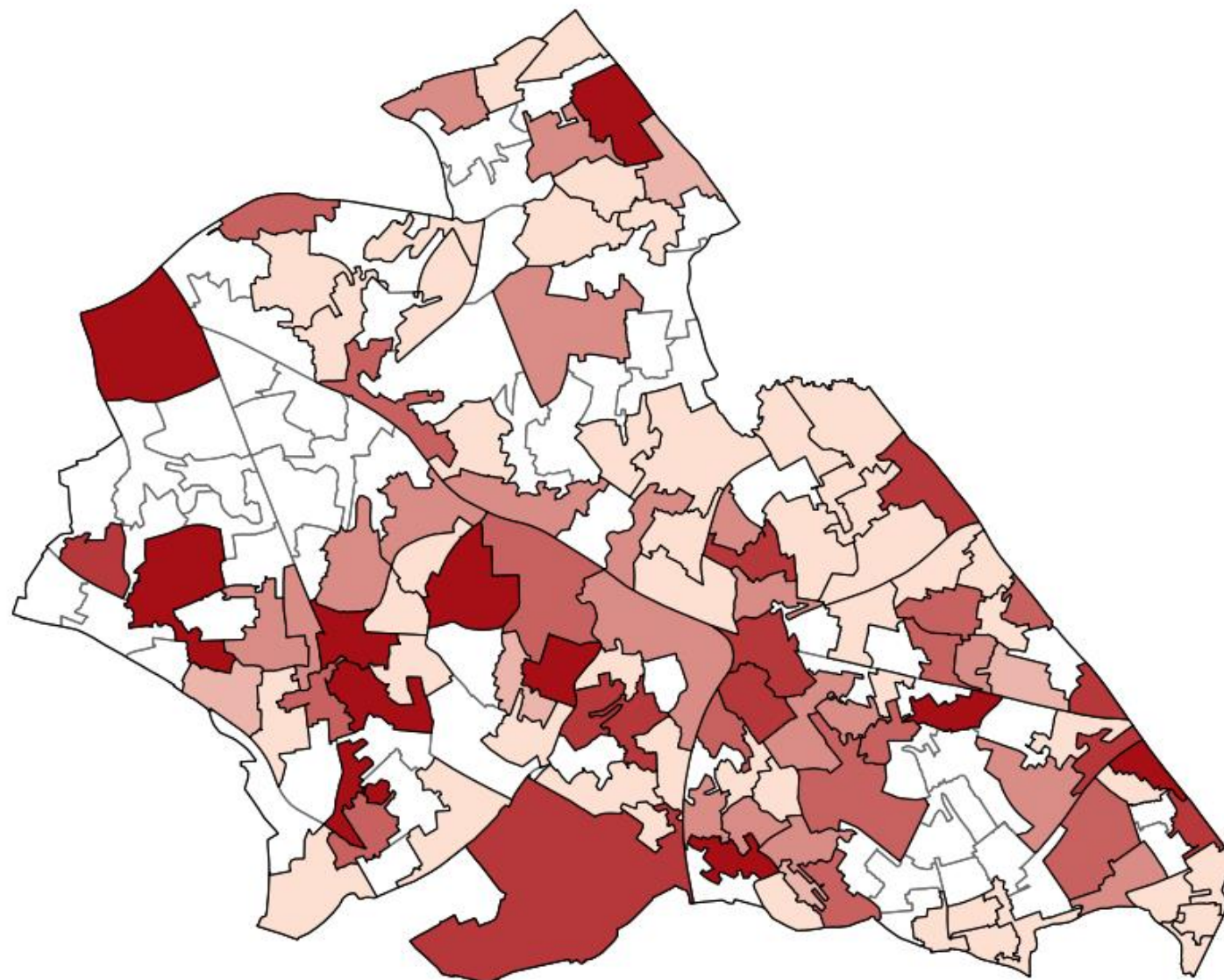
- This represents a 32% increase when compared to 2021/22
- 68% of people seen rough sleeping in the borough during the year were new rough sleepers (flow), while 20% fell into the stock category, and 13% were returners

St Mungo's

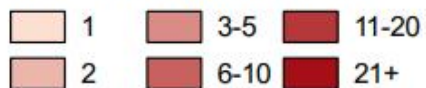
Ending homelessness

Rebuilding lives

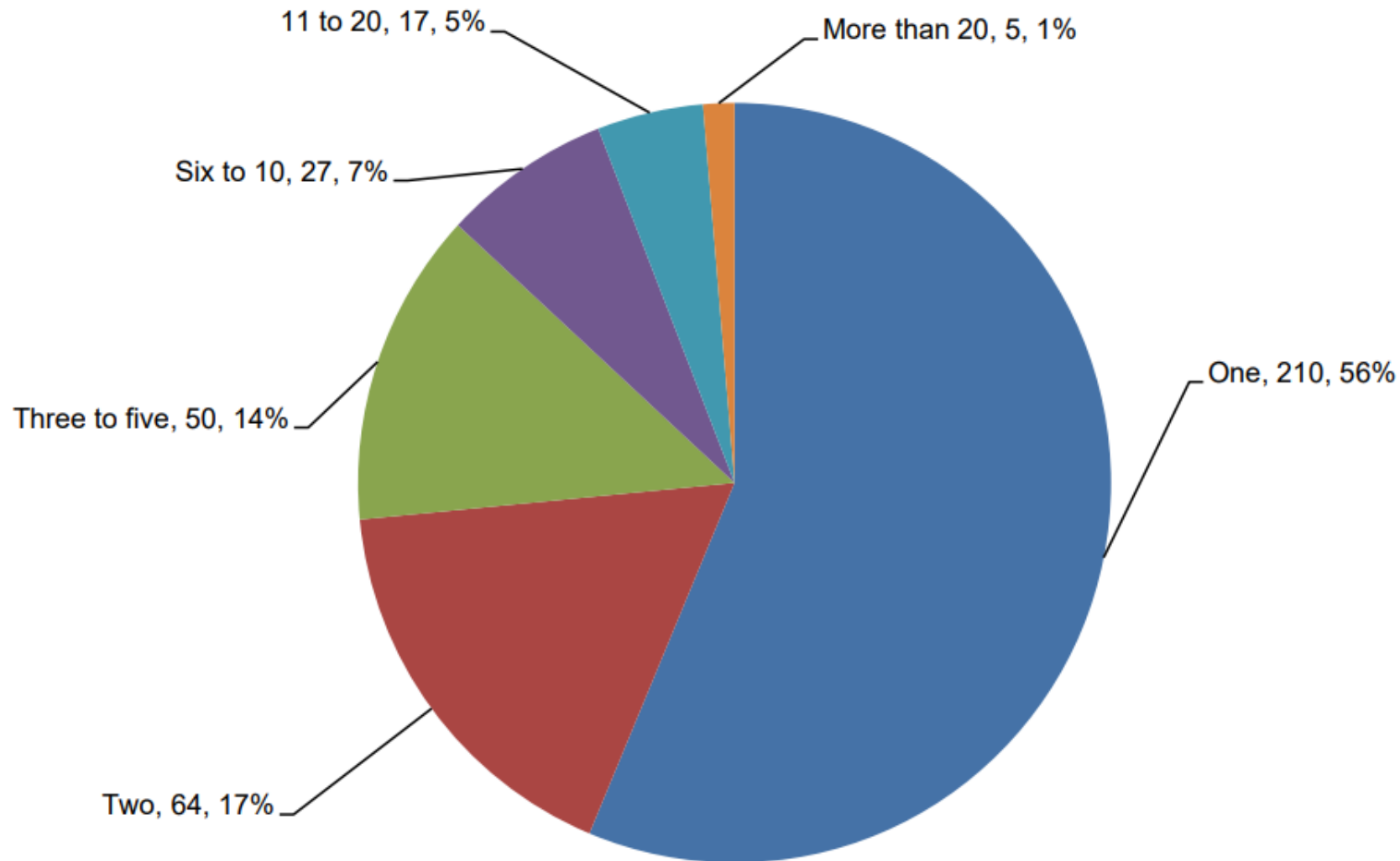
Bedded Down Contacts by Location



No. Bedded Down Contacts



People seen by number of times seen



Demographics

Nationality

- UK Nationals- 35.5%
- Europe- 36.9%
- Africa- 15%
- Asia- 9.6%
- Americas- 3%

Gender

- Male 87.4%
- Female 12.6%

Prior to Rough Sleeping- new to the streets



April- October-47.2%

October-March- 72.8%

April- October

Private rented- 34.6%

Living with friends/family- 12.8%

Living with partner- 9%

Living with parents- 9%

Local authority accommodation- 5.1%

Asylum supported acc'- 7.7%

October-March

Private rented- 40.3%

Living with family/friends/partner- 20.9%

Council tenancy- 4.5%

Housing association-4.5%

Asylum supported accommodation- 3%

Reasons for leaving

April- October

Asked to leave- 29.5%

Evicted- arrears- 9%

Evicted-end of tenancy agreement- 5.1%

Evicted- ASB- 1.3%

Financial problems- loss of job- 6.4%

Relationship breakdown- 10.3%

End of institutional stay- 10.3%

October-March

Asked to leave- 14.9%

Evicted- 31.3%

Left of own accord- 9%

Other- 14.9%

Returning Rough sleepers

Last settled base

Living with family/friends/partner- 18.5%
Hostel/ supported accommodation- 18.5%
Private accommodation- 11.5%
Temporary accommodation- 7.4%

Reasons

Evicted-29%
Other 22%
End of time limited stay- 14.8%
Asked to leave by the person they were
staying with- 11.1%

June figures



2022

Total Rough sleepers- 39

New rough sleepers- 20

UK- 10

EEA-16

Non EEA- 6

Unknown- 7

2023

Total rough sleepers- 67

New rough sleepers- 19

UK- 21

EEA- 23

Non EEA- 11

Unknown- 12

Thank you

Ryan Fuke/ 21/07/2023