


# Build a Bug House








# Introduction

## **Our volunteer-led sessions will:**

- Teach ecological awareness: Children will learn about biodiversity, including various species and their roles in ecosystems
- Encourage creativity and teamwork
- Explore how both bugs and people need shelter to stay healthy and happy, and how that helps the world around us





## What is a bug house?

A bug house—also known as an insect hotel—is a small, purpose-built structure that provides shelter for insects such as ladybirds, solitary bees, and beetles. These structures are typically made from natural or recycled materials like twigs, bark, bamboo, and pinecones, and are placed in gardens or green spaces to support biodiversity.

### **Importance of Safe Spaces**

Insects require safe habitats to thrive, reproduce, and maintain ecological balance in their environments.



# Make a Mini Bug House in a Tin Can

## What You'll Need

An empty, clean tin can (like from soup or beans)

Natural materials: twigs, pinecones, bark, dry leaves, bamboo sticks, or paper straws

String or twine (optional, for hanging)

Scissors or garden shears


## Steps

Clean the Can – Remove the label and **make sure there are no sharp edges.**

Fill It Up – Pack the can tightly with your natural materials. Cut them to fit snugly so they don't fall out.







## Decorate & Personalise


### **Creative Expression**

Encourage children to express their creativity by personalising their bug houses with unique designs.

### **Name Personalisation**

Let children add their names to the bug houses, fostering a sense of ownership and pride.





# Bug Hunt & Placement

## Outdoor Placement

Children can place their bug houses in a garden or green space when outdoors, encouraging exploration of nature. Lay it on its side in a quiet, sheltered spot in your garden or balcony. Or tie string around it and hang it from a tree or fence.

## Wait and Watch

Over time, insects like ladybirds and solitary bees may move in!



Add-On Session:

**Homelessness**

**Awareness**

A close-up photograph of a person's hands holding a small, light-colored wooden house model. The house has a triangular roof with a small window, and the main body has several square windows and a small arched doorway. The person is wearing a blue plaid shirt, and the background is blurred.

# Discussion

## **Introducing Homelessness**

The session aims to introduce homelessness gently, encouraging understanding and awareness of the issue in a compassionate manner.

## **Importance of Safe Shelter**

Highlighting the crucial need for safe shelter, drawing parallels between bug houses and human needs for safety and warmth, and enabling bugs/humans to thrive.

Explore how having a home helps us thrive – we can play with our friends and feel happy and supported, we can do our homework which helps us do well in school and have a successful future.





We can play music, draw, read that helps us become more creative and discover lifelong skills and hobbies. Link to how thriving and having a home is important for health.

### **Safe Home Environment**

Explore the elements that contribute to making a home feel safe for the children.

### **Impact of Homelessness**

Talk about how it might feel not to have a home. It can make people feel sad, scared, or lonely. By thinking about how others might feel, we can learn to be kind, caring, and helpful.

**Sensitivity warning** It is important to keep in mind and be sensitive to the fact that some children in the group may not be in a safe and stable home, may be at risk of homelessness or experiencing homelessness.





# Action & Empathy

## Ideas for creative expression to embed understanding

- Encourage the children to write a letter/talk to their family about what they have learnt and why homelessness is an important issue. You could also encourage them to present back to their classmates.
- Draw or write what does home mean to them or what their dream home would be like?

## Fundraising Ideas

Introducing simple fundraising ideas, such as cake sales or sponsored walks, can help support local charities and make a difference.

**Crisis link: [Homelessness learning resources for young people | Crisis UK](#)**





## Conclusion

Crisis is the national charity for people experiencing homelessness. We help people directly out of homelessness and campaign for the changes needed to solve it altogether.


[You can find out more about Crisis here.](#)

Crisis and Lloyds Banking Group have been working in partnership since 2023 on the solutions for ending homelessness. The partnership has raised over £3million to date (June 2025).

[Crisis link: Homelessness learning resources for young people | Crisis UK](#)



# Build a Bug House



## Crisis Head Office

50-52 Commercial Street

London E1 6LT

Tel: 0300 636 1967

Fax: 0300 636 2012

[enquiries@crisis.org.uk](mailto:enquiries@crisis.org.uk)

[www.crisis.org.uk](http://www.crisis.org.uk)

Copyright Crisis 2025

Crisis UK (trading as "Crisis") is a registered charity and company limited by guarantee. Registered charity No's: E&W1082947, SC040094. Company No: 4024938. Registered address: Crisis, 66 Commercial Street, London, E1 6LT. Tel: 0300 636 1967. Patron: HRH Princess Alexandra, the Hon. Lady Ogilvy, KG, GCVO.

